

Gelavish[®]


GEL POLISH SYSTEM



WITH GELAVISH, GEL BRILLIANCE
IS A POLISH STROKE AWAY.

GeLAVISH GEL POLISH SYSTEM

GeLavish Gel Polish is a true LED and UV cured gel polish system that utilizes both patented and patent pending technology. Our system boasts a thin, self-leveling, low odor polish that cures in seconds with excellent adhesion. The mirror-like, high gloss, durable finish won't chip or peel, works on both natural nail and artificial nail enhancements equally as well, and unlike some others, will cover in one coat! The GeLavish nail, will not lose its rich, high gloss deep finish, and when your ready, removes in minutes. Adorn your finger and toenails with our rich, vivid colors and experience true 14 day durability with our easy to use gel polish system. **“Gel brilliance, with a stroke of the brush.”**



Qty	Item Number
8 pk	S249126
25pk	S249127

GeLavish files, “Etch-it” & “File-it” are manufactured “in-house” by IAM, our Abrasives company, well known in the industry for high quality & long lasting files. “Etch-it” is a perfect tool for prepping and can also be utilized to shape and finish the nail. Its sanitizable coated foam, contours to the shape of the nail and is gentle on both cuticles and fingers. “File-it”, designed for removal of the product, can be utilized to shape and finish as well. Its unique design provides greater nail surface contact, allows for faster, more efficient filing, and is both washable and long lasting.



Qty	Item Number
12pk	S249130
50pk	S249132

GeLavish 6-Oval Gel Brush, has a synthetic filament delivery system, made from a high quality nylon fiber that is rolled and cut especially for the consistency of our “Build-it” base gel. The oval shape allows for both level application and excellent control. Our perfectly balanced wood handle promotes smooth even delivery.



Item Number S249135



Qty	Item Number
50pk	S249118
100pk	S249119

GeLavish Gel Polish Wipes, are made from the highest quality 100% cellulose fibers, and will not bleed. Our long lasting (10 nails per) wipes will not smear, are acetone resistant & super absorbant.

GeLavish “Build-it” is a low odor, self-leveling soak-off Builder Gel. Because the natural nail is the structure for a Gel Polish nail, “Build-it” was formulated to reinforce and protect weak or brittle nails providing a strong, level, ultra adhesive, and durable foundation for Gel Polish to bond to. If the natural nail is perceived weak for any reason, we recommend “Build-it” be used in place of “Dual-it”(Base).



Size
1/2 oz.

Item Number:
S249103

Size
1/2oz.

Item Number
S249101



GeLavish “Dual-it” Base & Top Coat is a thin, low odor self-leveling soak-off treatment gel. Its unique formulation will not chip or peel, cures to a durable, hard, tacky finish (Base), that also, when cured and wiped clean of the tacky residue, leaves a crystal clear protective finish (Top). Because of our unique product, “Dual-it” (Base & Top Coat together) you will save time & money wasted of the extra treatment, when you do a GeLavish Gel Polish nail.

GeLavish “Prime-it” is an acid free, low odor non-burning gentle primer, specially formulated to increase the Gel Polish adhesion to the ultimate extreme. “Prime-it” should be used if your client is pre-disposed to lifting or popping due to oily or miss-shaped nail beds. Because extreme adhesion will occur, removal time (soaking) may increase.

Size
1/2oz.

Item Number:
S249107



Size
1/2oz.

Item Number:
S249105



GeLavish “Prep-it” is a hydrophobic prep solution specially formulated to remove oils, cleanse and dehydrate the natural nail, allowing for maximum surface adhesion. “Prep-it” is a mandatory step in the GeLavish Gel Polish procedure to be applied prior to “Base-it” or “Prime-it” (if used) in both nail applications (Natural and Artificial enhancements).

GeLavish “Remove-it” is a lightly scented Gel Polish Remover with Lanolin, formulated to quickly & gently remove the Gel Polish as the Lanolin soothes and protects the skin, preventing the tissue from drying out.

Size
4oz. Item Number
16oz. S249115
 S249116



Size Item Number
4oz. S249109
16oz. S249110




























GeLavish “Wipe-it” is a lightly scented Gel Cleanser, formulated to easily remove the “tacky” layer that remains after the “Dual-it” (Top) has cured. “Wipe-it” is a gentle cleansing solution that will not disturb the protective seal.

GeLavish is a low odor, self - leveling Gel Polish that adheres to the nail with a thin, durable, high-gloss luster. Because of its superior adhesive qualities, “GeLavish” will not chip or peel, and with normal application, lasts a full fourteen days. The use of “Prime-it” with application will extend the wear time, and can last up to twice as long. Our extensive complement of lavish shades will adorn your nails in deep pools of color. GeLavish goes on in seconds with LED, minutes with UV and soaks off in 4 - 5 minutes, one third the average industry time.



Size
1/2oz.

Item Number
S249001 - 025

S249001  Imagination	S249002  Spoiled	S249003  Fantastic	S249004  Complicated	S249005  Wanted	S249006  Brilliance
S249007  Enraged	S249008  Fierce	S249009  Pampered	S249010  Vivid	S249011  Dramatic	S249012  Grounded
S249013  Unruly	S249014  Tramatized	S249015  Troubled	S249016  Majestic	S249017  Enlightened	S249018  Envious
S249019  Rebellious	S249020  Whimsical	S249021  Scandilous	S249022  Delirious	S249023  Toasted	S249024  Mysterious
S249025  Innocence					

APPLICATION INSTRUCTION

GE LAVISH GEL POLISH

Wash and sanitize both Nail Tech's and Client's hands.

Using **INM Pro Pusher**, gently push back cuticle, using **File-it** (100/180gt file) shape the free edge of each nail.

Step 1) Using **Etch-it** (100gt Buffer) gently etch each nail (rough the nail, removing the shine) and remove the dust from nail plate.



Step 2) Apply **Prep-it** (prep) to each nail, allow to dry completely.

Optional: Apply **Prime-it** (primer) to each nail allowing 20 seconds to dry. **We suggest the use of Prime-it if,** 1) Client is pre-disposed to lifting or 2) maximum adhesion & wear time are desired. Because adhesion will be increased, extra soaking may be required for removal.

Step 3) Apply a thin layer of **Dual-it**, (Base & Top Gel) making sure to seal the edges of the natural nail. Cure for 1 min in **Integrity Gel Lamp** or any 4x9 watt UV Lamp, or 30 sec. in LED Lamp.



Step 4) Apply a thin layer of **GeLavish** (Gel Polish) making sure to seal the edges of the natural nail. Cure for 1 min. in **Integrity Gel Lamp** or any 4x9 watt UV Lamp, or 30 sec. in LED Lamp

Optional: if additional coverage of GeLavish is desired (for deep color), apply a 2nd Coat and repeat curing instructions in step 4.

APPLICATION INSTRUCTION

GE LAVISH GEL POLISH

Step 5) Apply a thin & last layer of **Dual-it** (Base&Top Gel) from the cuticle to free edge, sealing the **GeLavish** nail. Cure **Dual-it** for 2 min. in **Integrity Gel Lamp** or any 4x9 watt UV Lamp, or 40 sec. in LED Lamp.



Step 6) Using **Wipe-it** cleanser & gel wipe, remove the tacky layer from each nail. Using **File-it**, file the free edge and side walls of the nail to preferred finish, if needed or desired.

For application over artificial nail enhancements (Gel, Acrylics, Fiberglass, Silk, etc.)

Make sure to **clean, sanitize & etch the nail surface** prior to application.

- 1) Apply **Prep-it** to surface of the nail allowing it to dry.
- 2) Apply a thin layer of **Dual-it** making sure to seal the tip and edges. Cure in UV for 1 minute, or 30 seconds in LED.
- 3) Apply a layer of **GeLavish**, making sure to seal tip and edges. Cure in UV for 1 minute, or 30 seconds in LED.
- (Optional) Apply second coat of **GeLavish**, for a deeper shade, and repeat curing.
- 4) Apply thin and last layer of **Dual-it** making sure to seal the tip and edges. Cure in UV for 2 minutes, or 40 seconds in LED.
- 5) Using **Wipe-it** and **Gel Wipes**, wipe the surface of the nail removing the tacky layer.

*** GeLavish can not be flash cured or frozen in light, it needs at least 20 seconds of cure time to prevent extreme shrinkage.**

Remove) Using 180 side of **Remove-it** file, gently file off the shiny surface of the nail. Place the nails in **Remove-it** soak-off remover for 4-5 minutes, and then file the swollen gel from the nail. Repeat if necessary, taking care, not to damage the surface of the natural nail.